



## XPower PTZ DOME CAMERA


### **Product Features:**


- support Protocols : 5 Protocols ( Pelco D-type, Pelco P-type, VCL, Panasonic, EYEVIEW)
- Use 1/4" Hi-Resolution Color CCD Camera
- Auto Iris / Auto Focus Lens
- Built-in AC24V
- Quick Plug & Play Dome
- Pan Speed is 8"/Sec
- 0° ~ 360° continuous endless rotation
- Communication uses RS485 data port
- ID address up to 256
- 6.0-inch Acrylic Bubble



 Eyeview XPOWER PTZ Dome Camera is using 1/4" Color Hi-Resolution Camera (SONY Super HAD CCD) with Auto Iris and Auto Focus Lens

 XPOWER PTZ Dome Camera offers 22x Optical Lens (352 Digital Zoom) for XPOWR-S23 , which can meet any different request of either indoor or outdoor environment condition by easily adjusting the lens only

 With special design for Easy Plug & Play Installation , your installer engineer can install XPOWER PTZ Dome Camera very easily, quickly and safely without problem; also with this "Plug&Play" design, when the maintenance / repair is required in the future, your service engineer can easily disassemble ONLY the dome camera instead of complete kit of PTZ Dome, which will save much work.

 With Double-Layer-Outdoor Dome Enclosure design, XPOWER PTZ Dome Camera offers 100% Dust-proof and Water-proof function with IP66 standard. In particular our Dome Enclosure is using "total die-cast aluminum structure" material, it can out-perform the best protection when installed in "Outdoor environment".

# XPOWER PTZ DOME CAMERA

## SPECIFICATION:

Model	<b>XPOWER</b>
Image Device	1/4" Color CCD
Picture Element	NTSC: 811x505, PAL: 795x597
Sync-sync	Internal / External
Lens	22 times Optical Lens f=3.9mm to 85.8mm F=1.6 to F3.7
Digital zoom	16x(352x with Digital Zoom)
Focus system	Auto / Manual
Minimum working distance	35mm(wide) 800mm(tele)
H-Resolution	480TV Lines
Min illumination	0.7Lux@F1.6
S/N ratio	More than 50 dB
Auto White	Auto / ATW
Balance	Indoor / outdoor
Pan movement	0° ~ 360° continuous endless
Tilt movement	0° ~ 90°
Pan speed	8°/SEC
Tilt speed	8°/SEC
Preset point	N/A
Communication	RS485 interface
ID address	1 ~ 256 address
Power supply	AC24V , 1A
Outdoor	IP66

Connect for Keyboard



Connect for DVR system



Easy Plug & Easy Disassembly



## PRODUCT SELECTION GUIDE

XPOWER- S X1 X2 X3

